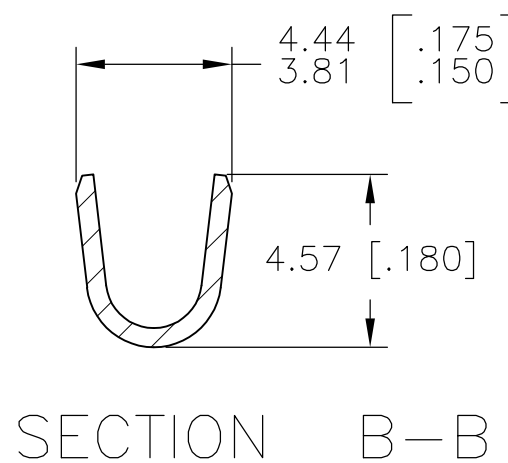
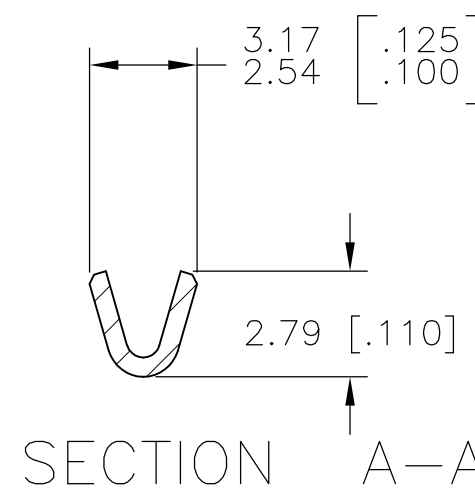
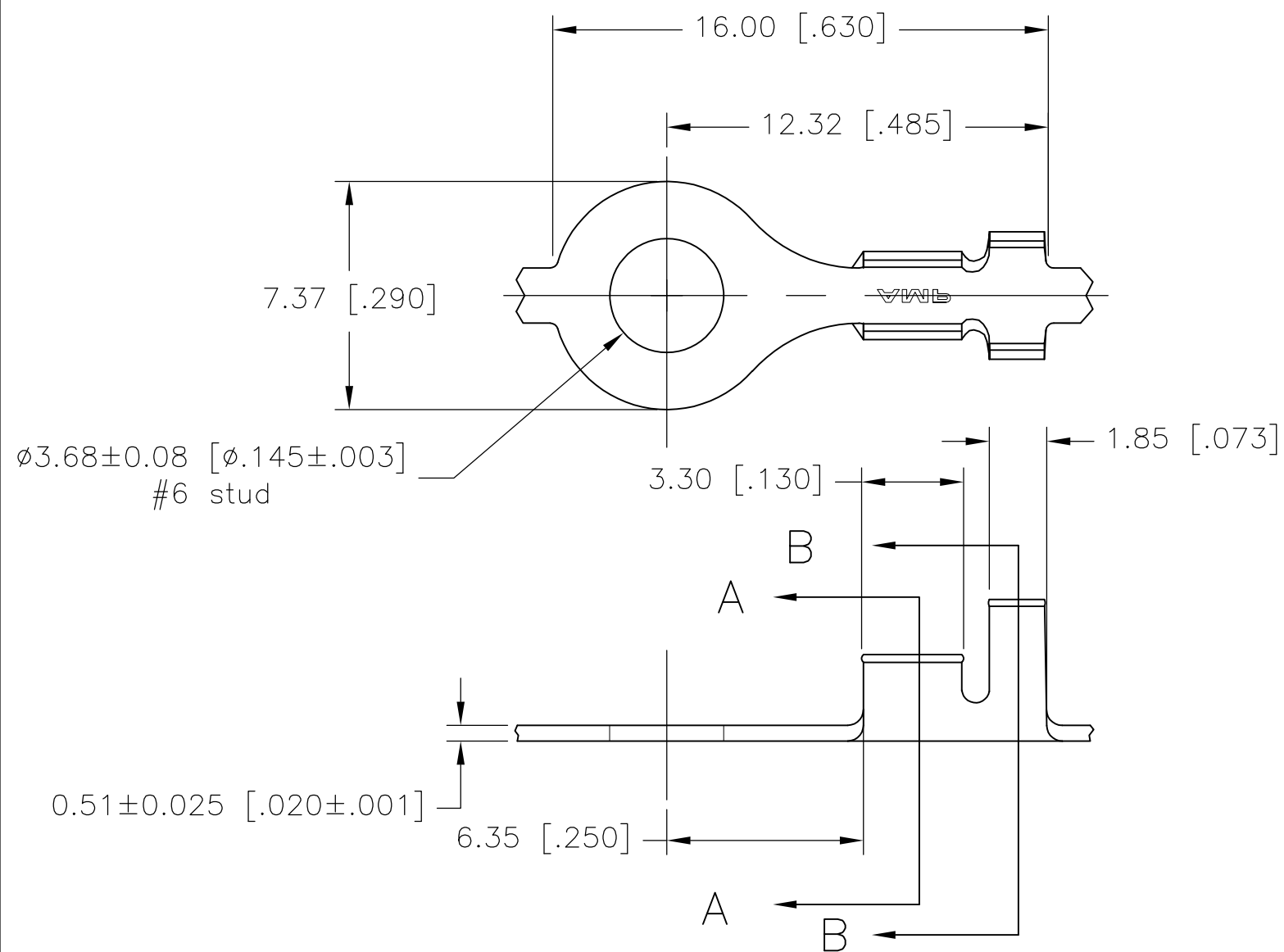


THIS DRAWING IS UNPUBLISHED. RELEASED FOR PUBLICATION  
 © COPYRIGHT BY TYCO ELECTRONICS CORPORATION. ALL INTERNATIONAL RIGHTS RESERVED.

LOC	DIST	REVISIONS			
P	LTR	DESCRIPTION	DATE	DWN	APVD
AF	50	J	REVISED PER ECR-08-008189	24NOV08	HMR DD

- CONTINUOUS STRIP ON REELS.
- WIRE SIZE IS [#24-#20] AWG.
- INSULATION RANGE IS 2.03-2.54 [.080-.100] DIA.



41580  
PART NO.

THIS DRAWING IS A CONTROLLED DOCUMENT.		DWN J RUTH 22JUL00	Tyco Electronics Corporation Harrisburg, PA 17105-3608														
DIMENSIONS: mm [INCHES]		CHK MS FEHER 22JUL00	NAME														
TOLERANCES UNLESS OTHERWISE SPECIFIED:		APVD D DECKER 22JUL00	RING TONGUE														
<table border="0"> <tr><td>0 PLC</td><td>± -</td></tr> <tr><td>1 PLC</td><td>± -</td></tr> <tr><td>2 PLC</td><td>± 0.38 [.015]</td></tr> <tr><td>3 PLC</td><td>± -</td></tr> <tr><td>4 PLC</td><td>± -</td></tr> <tr><td>ANGLES</td><td>± -</td></tr> </table>		0 PLC	± -	1 PLC	± -	2 PLC	± 0.38 [.015]	3 PLC	± -	4 PLC	± -	ANGLES	± -	PRODUCT SPEC -	APPLICATION SPEC -	SIZE A3	CAGE CODE 00779
0 PLC	± -																
1 PLC	± -																
2 PLC	± 0.38 [.015]																
3 PLC	± -																
4 PLC	± -																
ANGLES	± -																
MATERIAL 082 BRASS	FINISH TIN	WEIGHT	DRAWING NO C-41580	RESTRICTED TO -													
CUSTOMER DRAWING			SCALE 5:1	SHEET 1 OF 1	REV J												